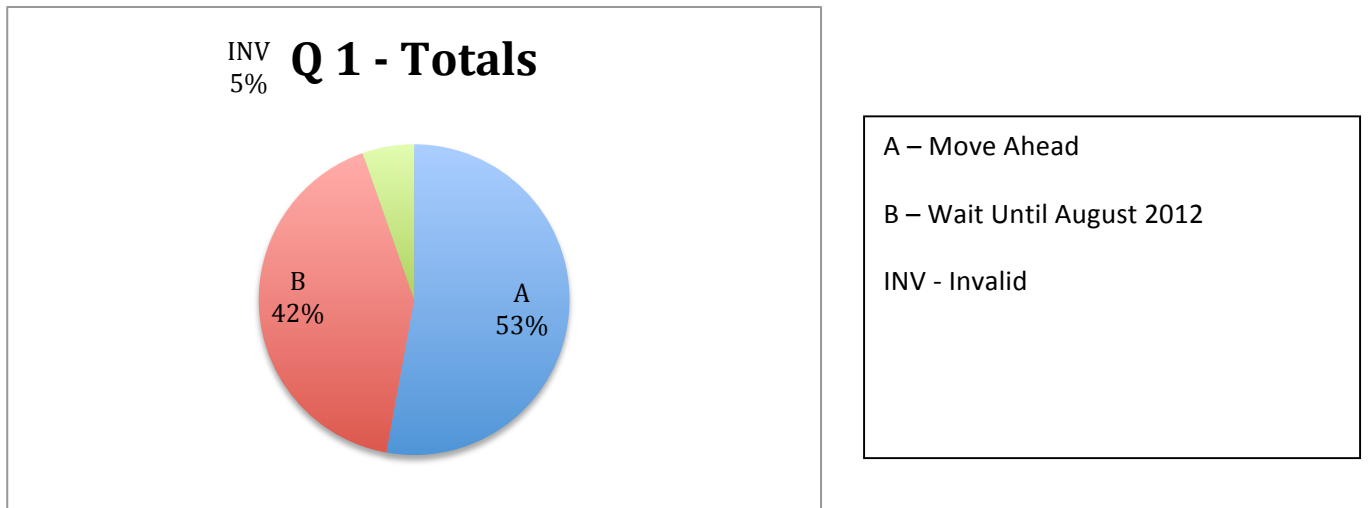


## Curriculum Survey

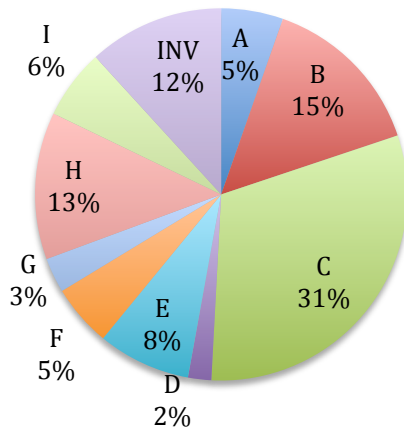
At a work session held on December 2, the School Board asked the administration of the school district to conduct an informal survey to see if teachers and administration wished to delay the timeline of the curriculum implementation from January of 2012 until August of 2012. They asked that both the timeline implementation and stress be addressed so we could better see where staff was, and if we are moving too fast in trying to have a year of teaching of the new State Standards before the assessment year of 2013-14.

The survey was given in staff meetings across the District and tabulated by staff in the technology department. Besides demographic questions, there were four main questions presented. The first was whether or not the timeline should be postponed from January until August. 53% of District certified staff felt we should continue on with our timeline of January implementation; 42% wanted to wait until August of 2012 and 5% of the answers were invalid. Invalid answers were those that were either left blank or answered with more than one answer.



Question 2 of the survey asked about the greatest concern that staff felt about the new curriculum implementation. The answer that received the largest number of votes (31%) was assessment. That included assessment that needed revision, or was too long or too short. The second most chosen answer at 15% was a lack of resources.

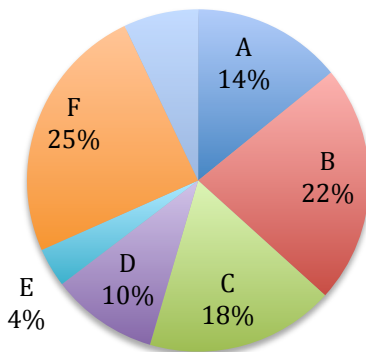
## Q 2 - Totals



- A- Accountability
- B- Lack of Resources
- C- Assessment
- D- Too Little Rigor
- E- Loss of Classroom Autonomy
- F- Too Much Rigor
- G- Use of Technology to Access Curriculum
- H- Timeline for Implementation
- I- None
- INV - Invalid

Question three asked about stress and what the main cause of it was at this time. Three answers got the largest numbers of votes. 25% chose "Other", 22% chose the curriculum implementation and 18% chose economics. "Other" was not an excellent choice for a response, as it does not give us any information about what people were thinking when they chose it.

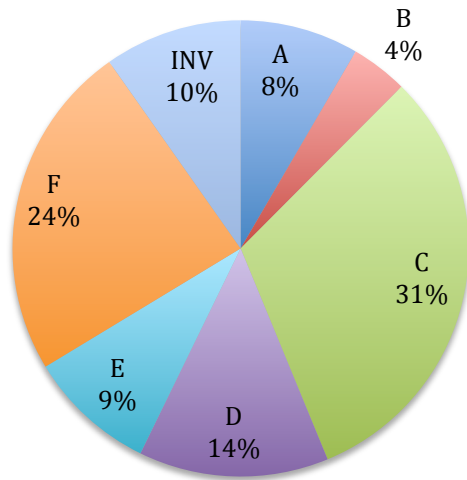
## Q3 - Totals



- A- Classroom Responsibilities
- B- District Curriculum Implementation
- C- Economics
- D- Individual School Initiatives
- E- Time of year
- F- Other
- INV - Invalid

Finally, question four asked about what positive results of the curriculum implementation could be. 31% chose having similar expectations across the District for teachers and administration; 24% chose sharing resources and strategies.

## Q4 - Totals



- A- Ease of Student Mobility
- B- Having Data Conversations Across the District
- C- Similar Expectations Across the District
- D- Increase Student Achievement
- E- More District Unification
- F- Sharing Resources and Strategies Across the District
  
- INV - Invalid

These are the overall results of the survey. The survey's intent was to be one tool to give information on how best to proceed with this implementation, and to help principals see where their staff is on their readiness to proceed as well. It also tells us that the assessments need to be the first point of revision as we proceed. Thank you for participating in this effort to help make this transition as smooth as possible in changing from a site-based District to a centralized one.